

KBK II-H steel profile section

New profile section and new solutions
with the Demag KBK light crane system



Demag KBK light crane system – compatible design for continuity

Demag Cranes & Components developed the KBK light crane system to provide fast, reliable and efficient solutions for lifting, transport and handling applications to serve in-house logistics operations. The modular crane construction kit featuring compatible parts meets a wide variety of customer needs and has been firmly established in the market for many years.

The ease of assembly of this versatile system is key to its success all over the world. KBK track and crane installations in a multitude of configurations are used in almost all types and sizes of factories and workshops.

Modular system

- Simple integration
- Versatile extendibility
- Solutions tailored to meet individual requirements

- For single workplaces, monorail solutions or area-serving overhead crane systems

Innovative new addition – KBK II-H steel profile section

Demag Cranes & Components now offers the innovative new KBK II-H steel profile section to fit between the KBK II and KBK III size sections. The new profile section is compatible to KBK II assemblies and seamlessly fits into the modular system.

Compared to previous solutions using KBK II rail sections, the new KBK II-H profile makes it possible to achieve distances between suspensions on crane runways and crane spans of more than 28 ft for section loads weighing up to 1,000 lbs.



Demag KBK II-H steel profile section – improved performance range

Benefits of the KBK II-H steel profile section

- Distance between suspensions up to 30 ft for section loads of more than 1200 lbs.
- Rigid rail joint for full load capacity – additional steel-work is not needed if building columns are spaced further apart.
- Advantages during assembly and greater freedom for planning thanks to variable distance between the track suspension and rail joint.
- Pre-assembled crane suspension and track suspension clamp that can be fitted at any position along the profile section.
- Track buffer stops with improved durability.
- Also available as KBK II-H-R with internal conductor rails.
- Compatible with existing KBK II assemblies thanks to adapters.
- High-quality, tough and UV-resistant surface coating.
- Available all over the world as are all Demag KBK components.

KBK steel profile section sizes

The basic elements of the Demag KBK light crane system are special cold-rolled steel profile sections available in various sizes:

As a new addition to the family of KBK steel profile sections, the KBK II-H profile offers even more possibilities for efficient and cost-effective system solutions.



Demag KBK II-H steel profile section – for growing demands

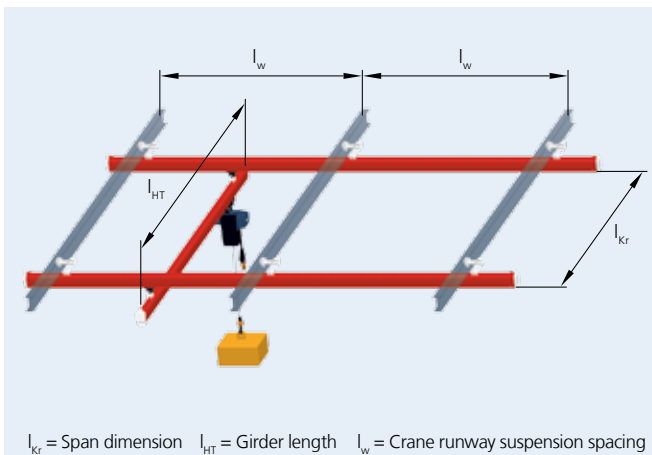
With its newly developed KBK II-H steel profile section, Demag Cranes & Components has expanded the range of possibilities to create even more efficient solutions with KBK II size sections. This inside-running rail section makes it possible to build monorails and suspension cranes with load capacities of up to 4,400 lbs.

KBK II-H is an addition to the Demag crane construction kit. This profile section is an innovation that perfectly fits into the proven family of KBK steel sections and meets growing customer demands both in the planning phase and during installation as well as for the efficient costing and specification of crane runways and crane girders.

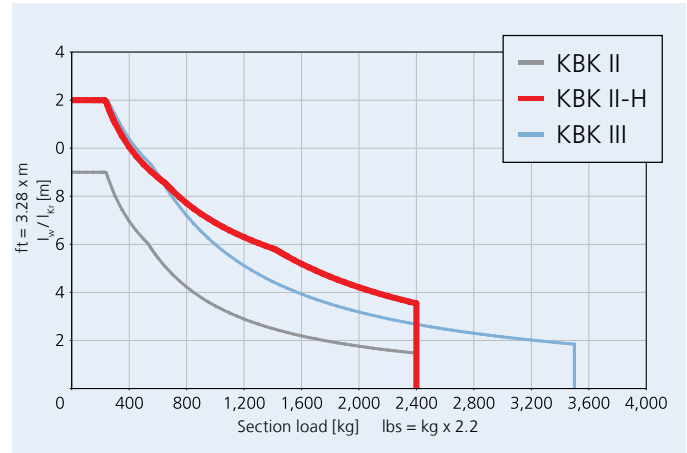
Extended benefits

The KBK II-H steel profile section offers a key advantage for larger span dimensions or distances between suspensions in connection with higher payloads.

Whereas higher-priced installation solutions were used in the past, the KBK II-H profile section offers entirely new possibilities. Designed as extremely rigid straight sections in a variety of lengths, it now makes it possible to achieve distances between suspensions of up to 30 ft for section loads of more than 1200 lbs with KBK II size sections. This reduces or fully eliminates the need for supporting steelwork.



l_{kr} = Span dimension l_{HT} = Girder length l_w = Crane runway suspension spacing



Improved freedom of planning

Besides good value for money, KBK II-H offers more freedom in planning and installing a crane system – since designs can be adapted more flexibly to existing support superstructures. Compared to many other small crane systems, this makes the Demag crane construction kit even more versatile.

More efficient and robust

Improved rigidity and, at the same time, lower costs are benefits that also enable the KBK II-H steel profile section to compare more favorably than the previous KBK II-T profile section, which will be replaced by the new section in future.

Maximum specification by profile type and capacity

Single-girder cranes		SWL [lbs]		
		1,100	2,200	4,400
KBK II	Span dimension l_{kr} [m]	6.0	3.5	
	Girder length l_{HT} [m]	7.0	4.0	
	Crane runway distance between suspensions l_w [m]*	5.0	3.1	
KBK II-H	Span dimension l_{kr} [m]	8.9	6.7	
	Girder length l_{HT} [m]	9.0	7.0	
	Crane runway distance between suspensions l_w [m]*	8.1	6.4	
KBK III	Span dimension l_{kr} [m]	8.4	6.3	3.6
	Girder length l_{HT} [m]	9.0	7.0	4.0
	Crane runway distance between suspensions l_w [m]*	7.0	5.0	3.2

* Same profile section used for crane girder and crane runway
ft = 3.28 x m

The new Demag KBK II-H steel profile section – the strong solution in the KBK II segment



The new KBK II-H profile section replaces the KBK II-T section used until now for Demag suspension cranes (see detail in the circle).

Innovative rail joint

In terms of stability, the KBK II-H steel profile section is extremely resilient and features a completely rigid rail connection. The rail joint can be subjected to a full load, regardless of the position of the track suspension.

- Additional steelwork is not needed.
- Easier planning and project engineering.
- Price and delivery time advantage since straight sections in special lengths are largely eliminated.
- Track connection assembly advantage thanks to self-retaining nuts that are secured against turning.

Compatible profile section

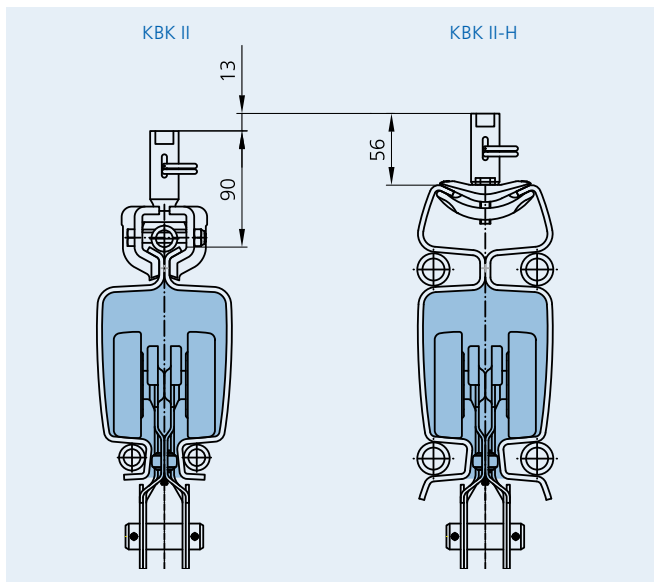
The KBK II-H steel profile section can be easily integrated into existing or new installations with KBK II size sections. It can be connected to

- suspension fittings,
- rail brackets and
- travelling hoists.

By means of an adapter*, the profile section can be simply combined with

- curved sections,
- track switches,
- turntables and
- drop sections.

* Available from 06/2011



The new KBK II-H profile section is compatible with KBK II. Its installation dimension is only 0.5 in higher.

Sales and Service Centers in North America

California 5435 Industrial Parkway • San Bernardino, California 92407
Telephone (909) 880-8800 • Fax (909) 880-4469

Georgia 254 Lake Ruby Drive • Suwanee, Georgia 30024
Telephone (678) 546-0593 • Fax (678) 482-7653

Illinois 11261 Kiley Drive • Huntley, Illinois 60142
Telephone (847) 515-7030 • Fax (847) 515-7040

Michigan 46545 Continental Drive • Chesterfield, Michigan 48047
Telephone (586) 949-6035 • Fax (586) 949-6038

Missouri 3375 Hwy 185 • Washington, Missouri 63090
Telephone (636) 390-2495 • Fax (636) 390-0366

South Carolina BTC 560, Suite 150, 454 S. Anderson Road • Rock Hill, SC 29730
Telephone (803) 909-9000 • Fax (803) 909-9001

Ohio 29201 Aurora Road • Cleveland, Ohio 44139
Telephone (440) 248-2400 • Fax (440) 248-3874

Ontario 1155 North Service Road West, Unit 1 • Oakville, Ontario L6M 3E3
Telephone (905) 825-5900 • Fax (905) 825-5901

Quebec 3524, Rue Ashby • St-Laurent, Quebec H4R2C1
Telephone (514) 336-5556 • Fax (514) 336-4349

Texas 16430 Aldine-Westfield Road • Houston, Texas 77032
Telephone (281) 443-7331 • Fax (281) 443-7308

Washington 704 - 228th Avenue NE • Sammamish, Washington 98074
Telephone (425) 883-4668 • Fax (425) 883-4828

Demag Cranes & Components Corp.

29201 Aurora Road
Cleveland, Ohio 44139
Telephone (440) 248-2400
Fax (440) 248-3874
www.demag-us.com